

Scaled data based on original data using  
LM-79-08 Approved Method: Electrical and Photometric Measurements of Solid-  
State Lighting Products

Test Report Prepared for  
Cooper Lighting Solutions  
(formerly Eaton)

Brand: STREETWORKS

Report Number: P653756

Luminaire Tested: **GLAN-SA3A-840-U-RW-GRSBK**

Issue Date: 5/27/2021

**Test Information**

Test Method: LM-79-08  
Report Number: P653756  
TEST IS SCALED FROM IESNA LM-79-08 TEST DATA (G3-2011-057-7)  
Test Lab: INNOVATION CENTER  
Issue Date: 5/27/2021  
Manufacturer: COOPER LIGHTING SOLUTIONS (FORMERLY EATON)  
Product Line: STREETWORKS  
Catalog Number: GLAN-SA3A-840-U-RW-GRSBK  
Description: GALLEON AREA AND ROADWAY LUMINAIRE  
(3) 80 CRI, 4000K, 615mA LIGHTSQUARES WITH 16 LEDS EACH AND RECTANGULAR  
WIDE OPTICS WITH BLACK GLARE REDUCTION SHIELD  
Light Source: -  
Ballast/Driver: ELECTRONIC DRIVER

**Summary**

Lumens per Lamp: N/A  
Luminaire Lumens: 7419.3 lumens  
Efficiency: N/A  
Efficacy: 79.8 lumens/watt  
Luminous Opening: Rectangular (W 1' x L: 1' x H: 0')  
IES Classification: Type V - Short  
BUG Rating: B3 - U0 - G0

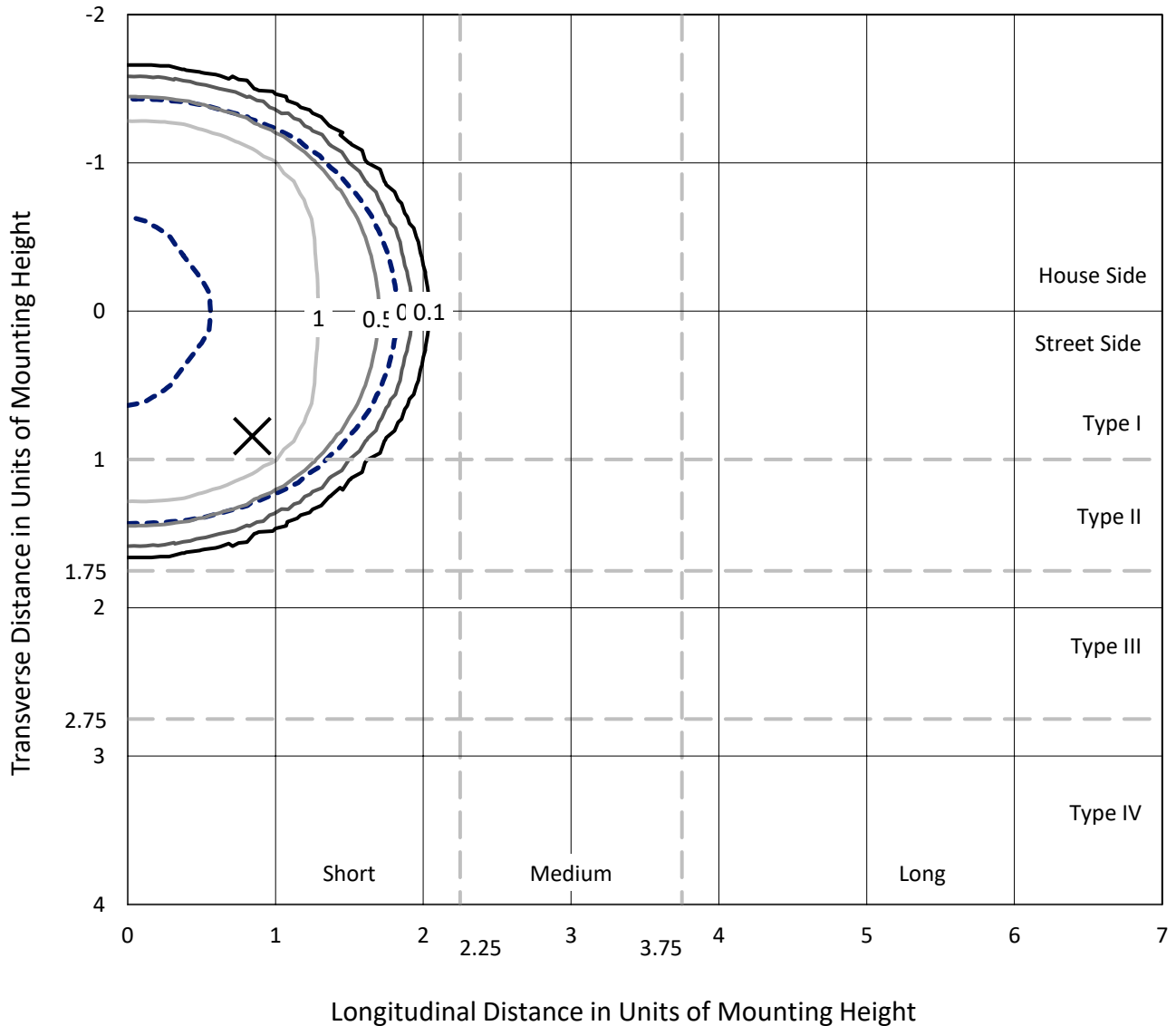
Input Watts (W): 93  
Input Voltage (V): NR  
Input Current (Ain): NR  
Voltage Rise (V): NR  
Power Factor: NR  
Total Harmonic Distortion (THDi): NR  
Frequency (hertz): 60  
Stabilization Time: NR  
Operation Time: NR  
Ambient Temperature (°C): NR  
Test Distance: 24 FT



REPORT NUMBER: P653756  
 CATALOG NUMBER: GLAN-SA3A-840-U-RW-GRSBK

### Iso-Footcandle Lines of Horizontal Illumination

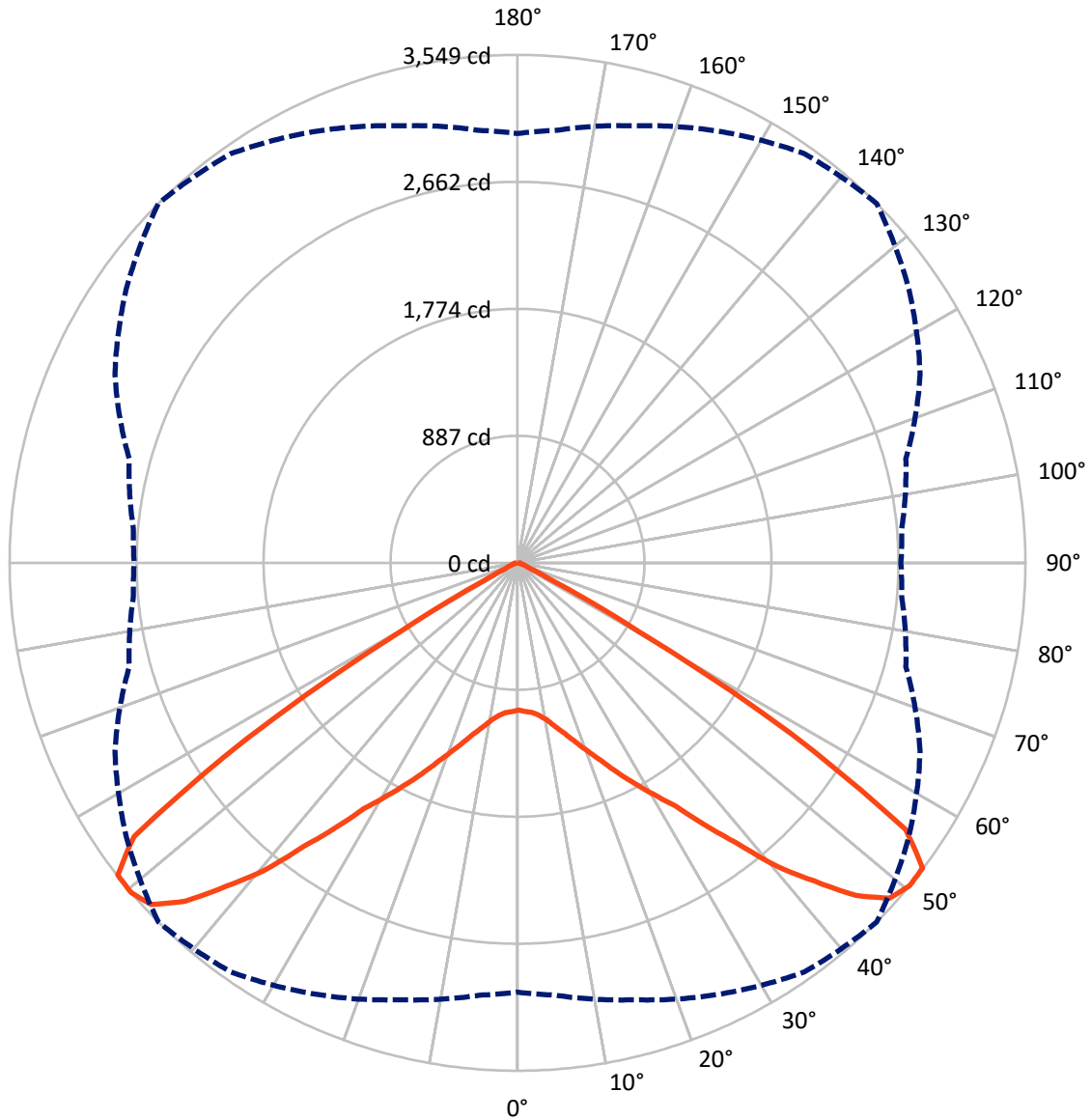
× Max cd  
 - - - 1/2 Max cd



Based on 25 foot mounting height. Maximum calculated value = 2 fc  
 Type V - Short - N/A

REPORT NUMBER: P653756  
CATALOG NUMBER: GLAN-SA3A-840-U-RW-GRSBK

### Luminous Intensity Polar Plot



— Vertical Plane Through 45-Deg Lateral      - - - Horizontal Cone Through 50-Deg Vertical

REPORT NUMBER: P653756  
 CATALOG NUMBER: GLAN-SA3A-840-U-RW-GRSBK

**FLUX DISTRIBUTION:**

		Downward	Upward	Total
<b>House Side</b>	Lumens	3709.6	0.0	3709.6
	% Fixture	50.0	0.0	50.0
<b>Street Side</b>	Lumens	3709.6	0.0	3709.6
	% Fixture	50.0	0.0	50.0
<b>Total</b>	Lumens	7419.3	0.0	7419.3
	% Fixture	100.0	0.0	100.0

**ZONAL LUMENS:**

Zone	Lumens	% Fixture
0°-10°	102.3	1.4
10°-20°	352.7	4.8
20°-30°	720.3	9.7
30°-40°	1373.7	18.5
40°-50°	2314.8	31.2
50°-60°	2207.6	29.8
60°-70°	308.2	4.2
70°-80°	29.5	0.4
80°-90°	10.2	0.1
90°-100°	0.0	0.0
100°-110°	0.0	0.0
110°-120°	0.0	0.0
120°-130°	0.0	0.0
130°-140°	0.0	0.0
140°-150°	0.0	0.0
150°-160°	0.0	0.0
160°-170°	0.0	0.0
170°-180°	0.0	0.0
0°-90°	7419.3	100.0
0°-180°	7419.3	100.0

**Coefficient of Utilization**



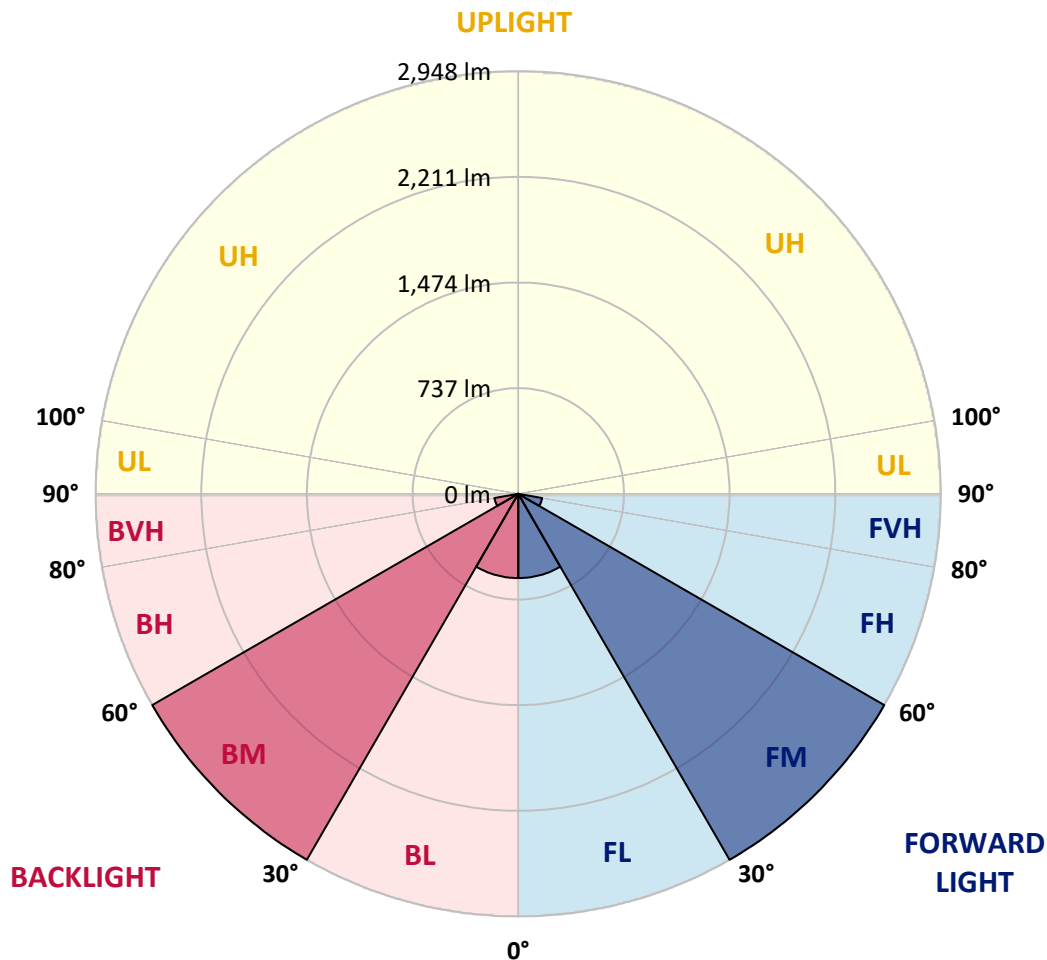
REPORT NUMBER: P653756  
 CATALOG NUMBER: GLAN-SA3A-840-U-RW-GRSBK

**LUMINAIRE CLASSIFICATION SYSTEM LUMEN TABLE AND BUG RATING:**

Zone	Lumens	% Fixture	Zone Rating/Lumen Limit		
			B	U	G
FL (0°-30°)	587.7	7.9			
FM (30°-60°)	2948.1	39.7			
FH (60°-80°)	168.8	2.3			G0/660
FVH (80°-90°)	5.1	0.1			G0/10
BL (0°-30°)	587.7	7.9	B2/1000		
BM (30°-60°)	2948.1	39.7	B3/5000		
BH (60°-80°)	168.8	2.3	B1/500		G0/660
BVH (80°-90°)	5.1	0.1			G0/10
UL (90°-100°)	0.0	0.0		U0/0	
UH (100°-180°)	0.0	0.0		U0/0	

**BUG Rating: B3-U0-G0**

Type V Short





REPORT NUMBER: P653756

CATALOG NUMBER: GLAN-SA3A-840-U-RW-GRSBK

**CANDELA DISTRIBUTION (FULL):**

	0°	5°	15°	25°	35°	45°	55°	65°	75°	85°	90°
0°	1028.6	1028.6	1028.6	1028.6	1028.6	1028.6	1028.6	1028.6	1028.6	1028.6	1028.6
2.5°	1024.8	1024.8	1023.6	1033.6	1028.6	1039.8	1038.6	1042.3	1046.1	1044.9	1054.8
5°	1016.1	1014.8	1014.8	1026.1	1037.4	1049.8	1061.1	1068.6	1081.0	1081.0	1093.6
7.5°	1024.8	1018.6	1027.4	1032.3	1053.6	1074.8	1093.6	1108.5	1137.2	1147.2	1143.4
10°	1027.4	1034.9	1041.1	1056.0	1082.3	1114.7	1131.0	1168.4	1200.9	1223.3	1228.4
12.5°	1043.6	1054.8	1072.3	1108.5	1132.2	1174.6	1197.2	1233.3	1278.2	1303.2	1320.7
15°	1074.8	1078.5	1101.0	1147.2	1198.3	1237.1	1272.0	1298.3	1341.9	1370.7	1371.9
17.5°	1114.7	1131.0	1162.2	1205.8	1259.6	1316.9	1344.4	1373.1	1389.3	1428.1	1436.8
20°	1194.6	1197.2	1227.1	1284.5	1351.9	1404.4	1424.3	1439.3	1433.1	1473.0	1480.5
22.5°	1269.5	1272.0	1309.4	1386.9	1459.3	1504.2	1513.0	1504.2	1485.5	1514.2	1516.7
25°	1345.7	1368.1	1395.6	1473.0	1562.9	1622.8	1624.1	1600.3	1561.7	1566.6	1579.1
27.5°	1464.3	1480.5	1509.2	1580.3	1679.0	1746.4	1735.2	1706.5	1656.5	1660.2	1656.5
30°	1602.9	1617.8	1641.5	1732.6	1805.0	1878.7	1894.9	1867.4	1792.6	1776.4	1795.0
32.5°	1770.1	1791.3	1835.0	1918.7	1979.8	2024.8	2036.0	2026.0	1956.1	1949.9	1962.3
35°	1973.6	2002.3	2042.2	2115.9	2165.8	2247.0	2247.0	2213.3	2149.6	2157.1	2155.8
37.5°	2188.3	2230.8	2293.2	2368.0	2435.5	2479.1	2465.4	2436.7	2373.0	2356.8	2373.0
40°	2457.9	2479.1	2557.8	2655.1	2737.5	2787.5	2728.8	2666.4	2514.1	2537.8	2581.5
42.5°	2703.8	2737.5	2797.4	2904.8	2998.4	3039.6	2969.7	2846.1	2662.6	2643.9	2676.4
45°	2913.6	2949.7	3028.4	3181.9	3280.6	3316.7	3162.0	2962.3	2752.5	2705.1	2718.8
47.5°	3053.3	3072.1	3181.9	3328.0	3417.8	3500.2	3278.0	3042.1	2795.0	2705.1	2700.1
50°	2999.7	3032.1	3160.7	3326.7	3490.2	3548.9	3336.8	3103.3	2808.7	2693.8	2678.8
52.5°	2663.9	2720.0	2863.6	3087.1	3334.2	3544.0	3417.8	3083.4	2803.7	2705.1	2727.5
55°	1853.7	1855.0	2029.8	2359.3	2796.2	3290.5	3299.2	3105.8	2836.2	2775.0	2776.2
57.5°	745.2	782.7	916.3	1247.0	1650.3	2259.4	2686.3	2881.1	2839.9	2824.9	2863.6
60°	188.5	189.7	230.9	352.0	580.5	968.7	1406.8	1903.7	2192.1	2290.6	2304.3
62.5°	96.1	97.4	107.4	124.8	158.5	259.6	461.9	732.8	1042.3	1199.6	1240.8
65°	78.6	78.6	84.9	93.6	94.9	99.8	119.8	171.1	248.4	282.2	285.9
67.5°	59.9	59.9	64.9	69.9	72.4	71.1	68.6	71.1	86.1	82.4	79.9
70°	37.4	38.7	41.2	46.2	48.7	50.0	51.2	53.7	61.1	63.7	61.1
72.5°	22.5	22.5	23.7	27.5	31.2	33.7	37.4	39.9	43.7	50.0	48.7
75°	10.0	10.0	12.4	16.2	19.9	23.7	27.5	31.2	33.7	37.4	38.7
77.5°	2.5	3.8	6.2	11.3	15.0	19.9	25.0	28.7	31.2	31.2	29.9
80°	1.3	1.3	5.0	8.7	16.2	21.2	27.5	29.9	33.7	31.2	27.5
82.5°	1.3	1.3	5.0	8.7	15.0	21.2	28.7	32.5	35.0	31.2	26.2
85°	0.0	1.3	3.8	7.5	12.4	15.0	12.4	8.7	5.0	5.0	3.8
87.5°	0.0	0.0	1.3	1.3	0.0	0.0	0.0	0.0	0.0	0.0	0.0
90°	0.0	0.0	0.0	0.0	0.0	0.0	0.0	0.0	0.0	0.0	0.0

(END OF REPORT)